



User Guide

Med Access EMR: Turning off Pop-up Blockers


By default, Google Chrome blocks pop-ups from automatically showing up on your screen. When a pop-up is blocked, the address bar will be marked with the following symbol  indicating that a pop-up has been blocked. In Med Access, this problem usually presents in one of the following scenarios:

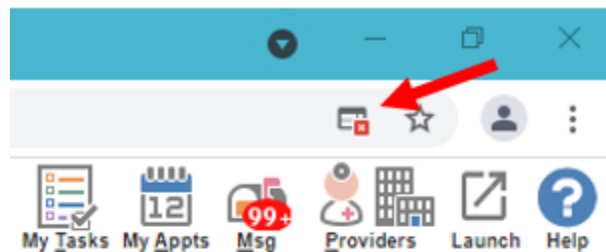
1. You click on a patient name to open a patient chart but the chart does not open.
2. You click on the workflow button  but the consent/vaccine template window does not open.

When either of these problems occur, you should check the address bar to see if the pop-up blocker icon is present.

Please note: These issues will also occur if you have signed in to Med Access using any internet browser other than Google Chrome (i. e. Internet Explorer, Microsoft Edge, Safari, etc.).

Turning off Pop-up Blockers

1. Right click on the  symbol in the Address bar.



2. The following window will open.
3. Select “Always allow pop-ups and redirects from...”
4. Click done.

